








MEETING ROOM CAPACITY CHART

Guest Capacity by Seating Plan varies as per social distancing norms

INDOOR BANQUET SPACES	 Area (sq-mts)	 Reception	 Formal Sitdown	 Class Room	 Theatre	 U-Shaped	 Cluster
SUNEHRI I	127	80	42	42	78	34	42
SUNHERI II	127	80	42	42	78	34	42
SUNHERI III	127	80	42	42	78	34	42
SUNHERI	382	300	154	154	280	76	154
OPEN LAWNS							
BARADARI LAWNS (2 Levels)	1020	450	-	-	-	-	-
DOUGH & CO LAWNS	316	200	-	-	-	-	-
BOARDROOMS							
TEJAS	80	-	-	-	-	19	-
KANAK	46	-	-	-	-	7	-
SUVARN	46	-	-	-	-	7	-